





Several technologies have been introduced to the vascular access world, that have a great potential to reduce the number of peripheral IV sticks required to insert a peripheral catheter and decrease the number of PICC or central line insertions, due to difficult peripheral access. The use of any type of vascular visualization equipment does require education and training on the particular device chosen. The clinician choosing vascular visualization should know the appropriate indications for use, contraindications and manufacturer's directions for use, as well as demonstration of competency in the use of the device.



Trans-illuminator and Reflective Technology

In medicine trans-illumination generally refers to the transmission of light through tissues of the body. A common example is the transmission of light through fingers, producing a red glow due to red blood cells absorbing other wavelengths of light.

| Photo | Product |
|---|---|
|  | <p>Venoscope® II Website Venoscope® II Instructions Venoscope® II Video</p> |
|  | <p>Illumivein® Website Illumivein® Instructions Illumivein® Video</p> |
|  | <p>Wee-Sight Transilluminator Website</p> |
|  | <p>Veinlite LED+® Website Veinlite LED+® Video</p> |

These lists are for reference and educational use only. Pedagogy does not endorse or recommend the use of any product or product manufacturer. Learn more at <http://www.pedagogyeducation.com/infusion>

Trans-illuminator and Reflective Technology (Continued)

| Photo | Product |
|---|--|
|  | <p>Veinlite NEO® Website</p> |
|  | <p>Veinlite PEDI2® Website</p> |

Infrared Technologies


Infrared vision is the capability of biological or artificial systems to detect infrared radiation. In general, the near infrared vascular visualization technologies send out infrared light and project a reflected image onto the patient, that allows visualization of the veins beneath the skin.

| Photo | Product |
|---|---|
|  | <p>AccuVein® AV500 Website AccuVein® AV500 Video</p> |
|  | <p>VeinViewer® Website VeinViewer® Videos</p> |
|  | <p>IV-eye® Website IV-eye® Video IV-eye® Brochure</p> |
|  | <p>AIMVEIN Website AIMVEIN Video</p> |

These lists are for reference and educational use only. Pedagogy does not recommend the use of any product or product manufacturer. Learn more at <http://www.pedagogyeducation.com/infusion>

Ultrasound

Ultrasound produces sound waves that are beamed into the body causing return echoes that are recorded to "visualize" structures beneath the skin. The ability to measure different echoes reflected from a variety of tissues allows a shadow picture to be constructed. The technology is especially accurate at seeing the interface between solid and fluid filled spaces.

| Photo | Product |
|---|---|
|  | Many manufacturers, too numerous to list! |